












Cargo

DBwestports express Connecting the Westports to Europe

Flexibility – Connectivity – Quality

Extended from July 2021

-  All main port terminals
-  Every day
-  Both directions
-  Strategic Hub
-  50 trains per week
-  Same day or overnight transports
-  All lot sizes
-  Port-to-door services
-  Additional frequency and destinations possible



Connected Container Terminals



Antwerp (LB)
 - DP World Q1700
 - MPET Q1742

Antwerp (RB)
 - PSA Noordzee Q913
 - PSA Europa Q869

Rotterdam (MVT)
 - ECT
 - Euromax
 - APMT I+II
 - RWG

- Cobelfret
 - RSC









Cargo



Your connections at a glance

 Port	 Port Terminals	Hinterland Terminals
Antwerp	PSA Europa Terminal Q869	<ul style="list-style-type: none"> - Mannheim/ Ludwigshafen KTL - Nuremberg (TriCon) - Regensburg - Passau - Munich-Riem UBF - Burghausen KTB Terminal - Wolfurt CCT - Milan Smistamento - Verona Quadrante Europa
	PSA Noordzee Terminal Q913	
	MPET Q1742	
	DP World Q1700	
Rotterdam	ECT	
	Euromax	
	APMT II	
	RWG	
	RSC	
	Cobelfret	

 Equipment	- container flat wagons for all types of loading units, freight wagons, tank wagons
 Cargo	- All types of cargo, excluding radioactive and explosive goods

Fast and frequent. From a single source.

Get further information:

Hans Schulze
Ph: +49 40 361305 710

insidesales-hamburg@transfracht.com



Dennis Hol
Ph: +31 6 11 91 91 33

dennis.hol@deutschebahn.com